

TECHNICAL SPECIFICATIONS FOR VISITING THEATRE COMPANIES

THEATRE

1. GENERAL MASUREMENTS:

WIDTH OF STAGE OPENING	14,28 m.
HEIGHT OF STAGE OPENING	07,00 m.
FORESTAGE	01,73 m.
DEPTH OF STAGE	09,40 m.
WIDTH OF STAGE	22,05 m.
HEIGHT OF GRID	14,81 m.

The Navarra University Museum Theatre is a theatre with Italian-style black masking draperies. It has a backstage area, which communicates with the stage by means of an arch, and this arch can be closed with a sliding door. There is an orchestra pit. The wings are not connected and, moreover, the left-hand wing is small.

2. LIGHTING:

2.1. Equipment:

01	Control Lighting ETC Element2
204	Electrical circuits LSC Eko
16	P.C. ADB 1200 w con viseras
14	P.C. Rve Serenity EVO PC10 1000 w. + Barndoors
04	Fresnel EVO 2 F10 1.000 w. + Barndoors
10	ETC Source Four Zoom Profiles 15º/30º 750 w.
04	ETC Source Four Zoom Profiles 25º/50º 750 w.
46	Par-64 1000 w. CP-60(nº1), CP61(nº2) y CP-62 (nº5)
14	ARTHEA Asymetric Cyclorama 1.000 w.
16	Gobo Size B holders for ETC Source Four Zoom Profile
05	Gobo Size A holders for ETC Source Four Zoom Profile
11	Iris for ETC Profile 750 w.
10	Lighting ladders - 325 cm high.

2.2. Characteristics:

The regulated electrical circuits are distributed as follows: 168 on the stage, 12 in the backstage area and 24 on the bridge and boxes. Moreover, 48 circuits are switch/no switch (trupower). A circuit distribution plan is available for this theatre.

There are also various DMX and Ethernet power points, distributed at different points. The equipment also includes 12 variable-speed motorised fly sets. There is a front bridge, along with two lateral bars in the area near the boxes (see attached plan) for lighting.

Motorised fly set number 2 is not used, since it is fixed to a projection screen (the bottom of the screen is 7.80 m from the floor of the stage).

The lighting controls are located in a box opposite the stage. This box has good visibility and an intercom connecting it with the stage and other areas of the theatre.

2.3. Observations:

All the light projectors have security chains and filter holders.

3. SOUND:

3.1. Control:

01	Midas M32 LIVE
02	DL16

3.2. P.A.:

02	Cajas Meyer Sound ULTRA X-40 3 pin Self-powered 2 Ch
02	Cajas Meyer Sound 750 – LCF 3 pin Self-powered 2 Ch

3.3. Stage:

02	Monitors RCF TT08A 750 w.
04	Tripod Loudspeaker
06	KONIG and MELLER adjustable mic stands

3.4. Microphone:

03	Shure SLX1
03	Microphone SHURE SM 58 hand
02	Microphone SENNHEISER MKH 416 P48 U3

3. 5. Intercom System:

01	Station Altair WBS.202
01	Charge Altair WBPC-200 for 8 beltpack
06	Beltpack Altair WPC-200 + headphones
08	Beltpack Altair EM-201 + headphones (fixed points)

3.6. Characteristics:

The sound controls are located opposite the stage. These controls have visibility and an intercom with the stage and other areas of the theatre. The sound box is closed and only one central window can be opened. The stage has 16 ways of audio for microphone lines and 8 returns with which to send to monitors.

4. MACHINERY:

4.1. Characteristics:

The grid is in the Italian style and has two variable-speed motorised fly bars, which are distributed for lighting use and that of machinery (see attached plan). The curtains of the black masking draperies are located in 3-metre wide independent manual fly sets.

This theatre has a backstage area, which is reached by means of a door that can be closed in order to leave it completely isolated from the stage.

This theatre has a blue velvet safety curtain that can be raised and lowered either manually or mechanically.

The stage opening has a blue velvet main border located on a hemp batten and two harlequins that allow the stage opening to be reduced from 14 metres to 10 metres.

The theatre has a two-level orchestra pit, with a capacity for 65 musicians.

The first two rows of seating in the stalls are located in the orchestra pit and form part of the theatre's official capacity and tickets are, therefore, sold for these seats unless in the case of previously notified technical or artistic requirements.

Any changes to seating arrangements must be notified to and approved by the theatre before the seats are put up for sale to the public.

4.2. Black Masking Draperies:

10	Legs 300 x 850 cm.
08	Legs 300 x 850 cm (aforo a la alemana)
03	Border 1700 x 300 cm.
01	Back Curtain 1500 x 700 cm

4.3. Others:

01	Cyclorama PVC gray 1400 x 725 cm.
02	Stairs from stage to public

The scenery or technical elements shall under no circumstances impede the evacuation plan or the security measures for the public and the theatre's official staff.

5. DRESSING ROOMS:

5.1. Basement 1:

2 dressing rooms, each with the capacity for 1 person.
2 dressing rooms, each with the capacity for 15 people.

6. WARDROBE:

Located on the ground floor, it comprises two rooms, one for the wardrobe and another for the laundry, which contains a washing machine and a tumble-dryer.

7. LOADING AND UNLOADING:

The loading and unloading bay is located at the back of the theatre, and lorries have direct access to the goods lift. The dimensions of the loading-bay door are 1.80 m x 2.30 m, while those of the goods lift are 3.00 m x 2.00 m.

8. CLEANING:

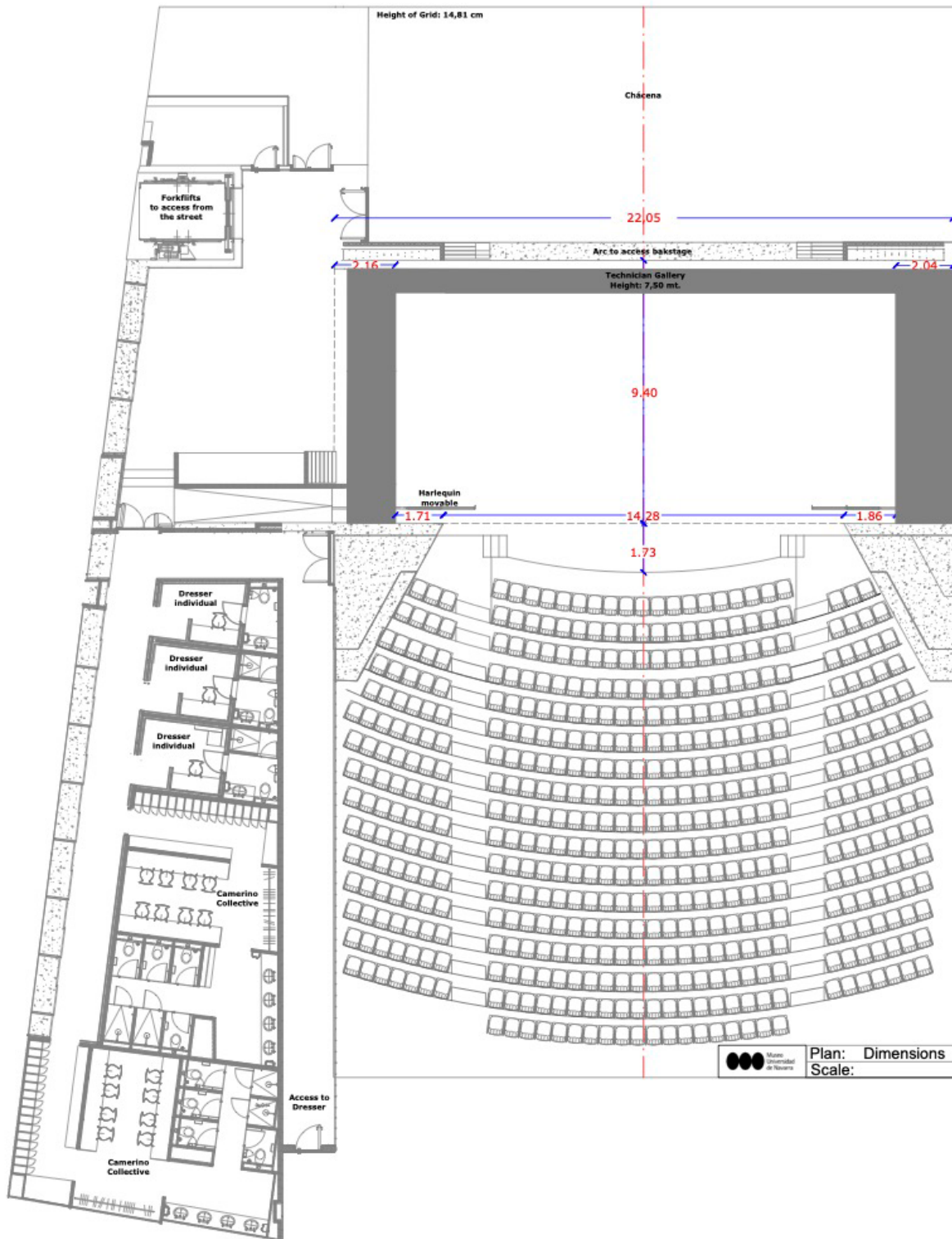
Cleaning takes place one hour before performances commence.

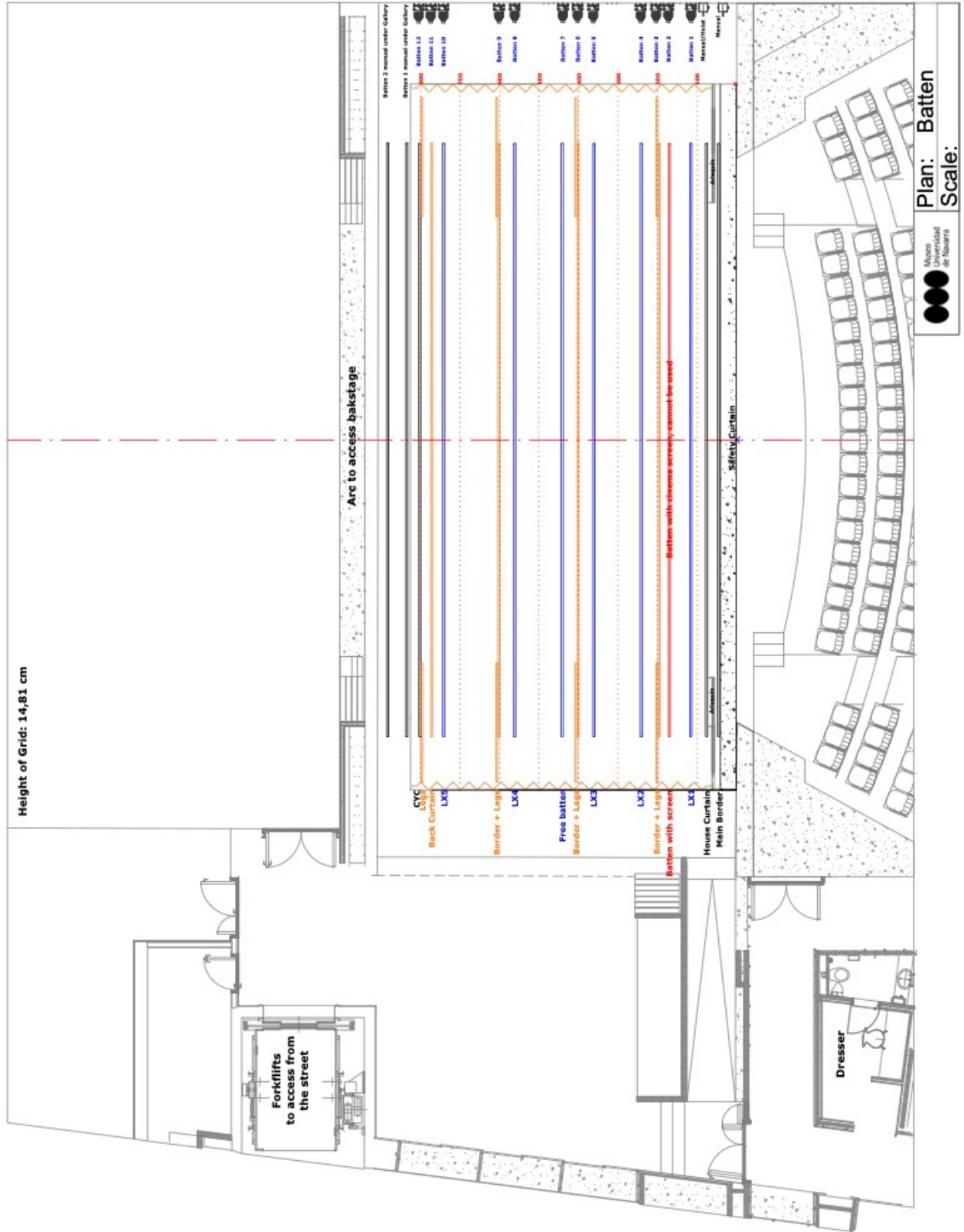
OBSERVATIONS

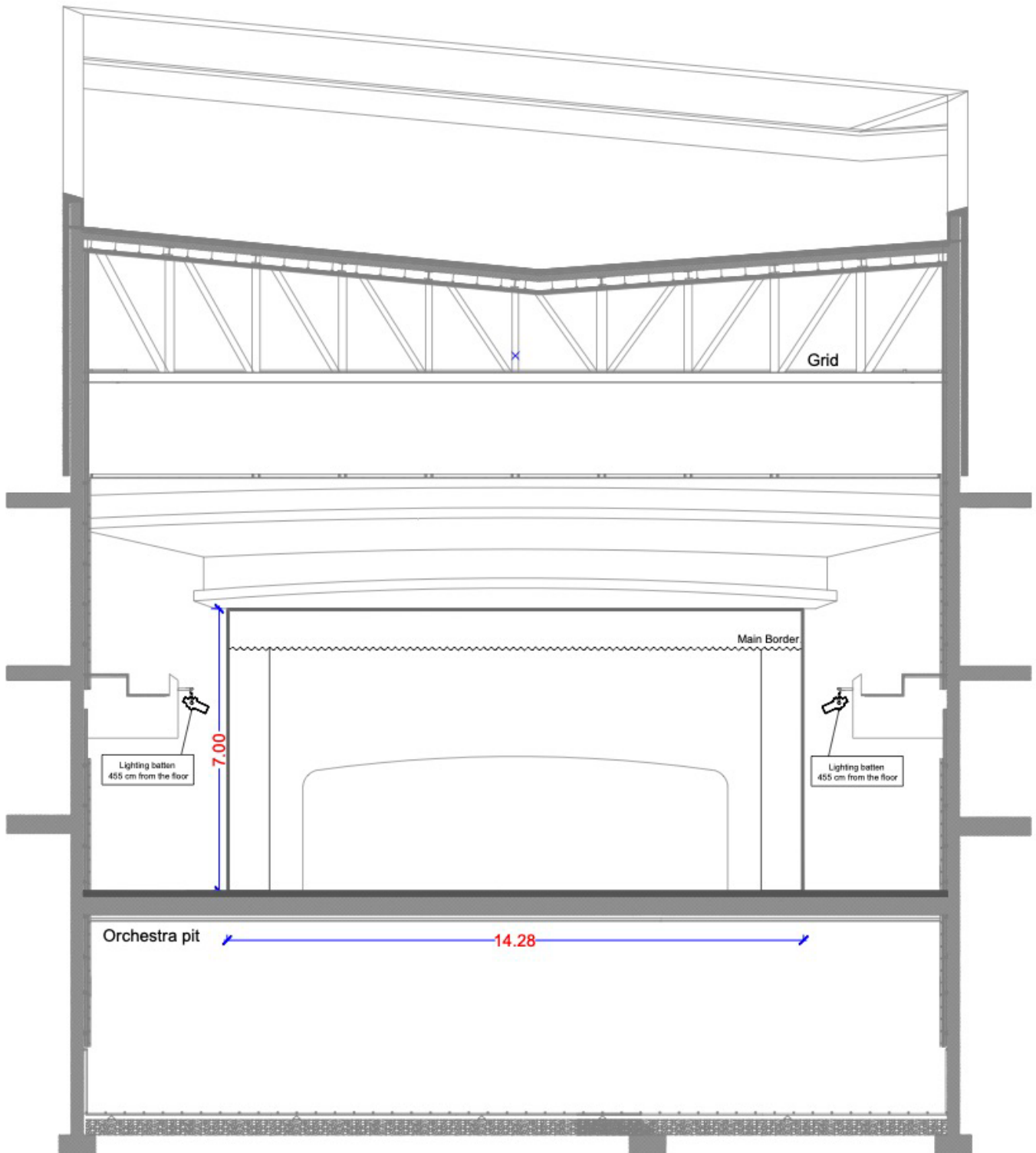
Any possible modifications to these technical specifications may take place only after consultation with and the approval of the Technical Management of the Navarra University Museum Theatre.

PHOTOGRAPHS

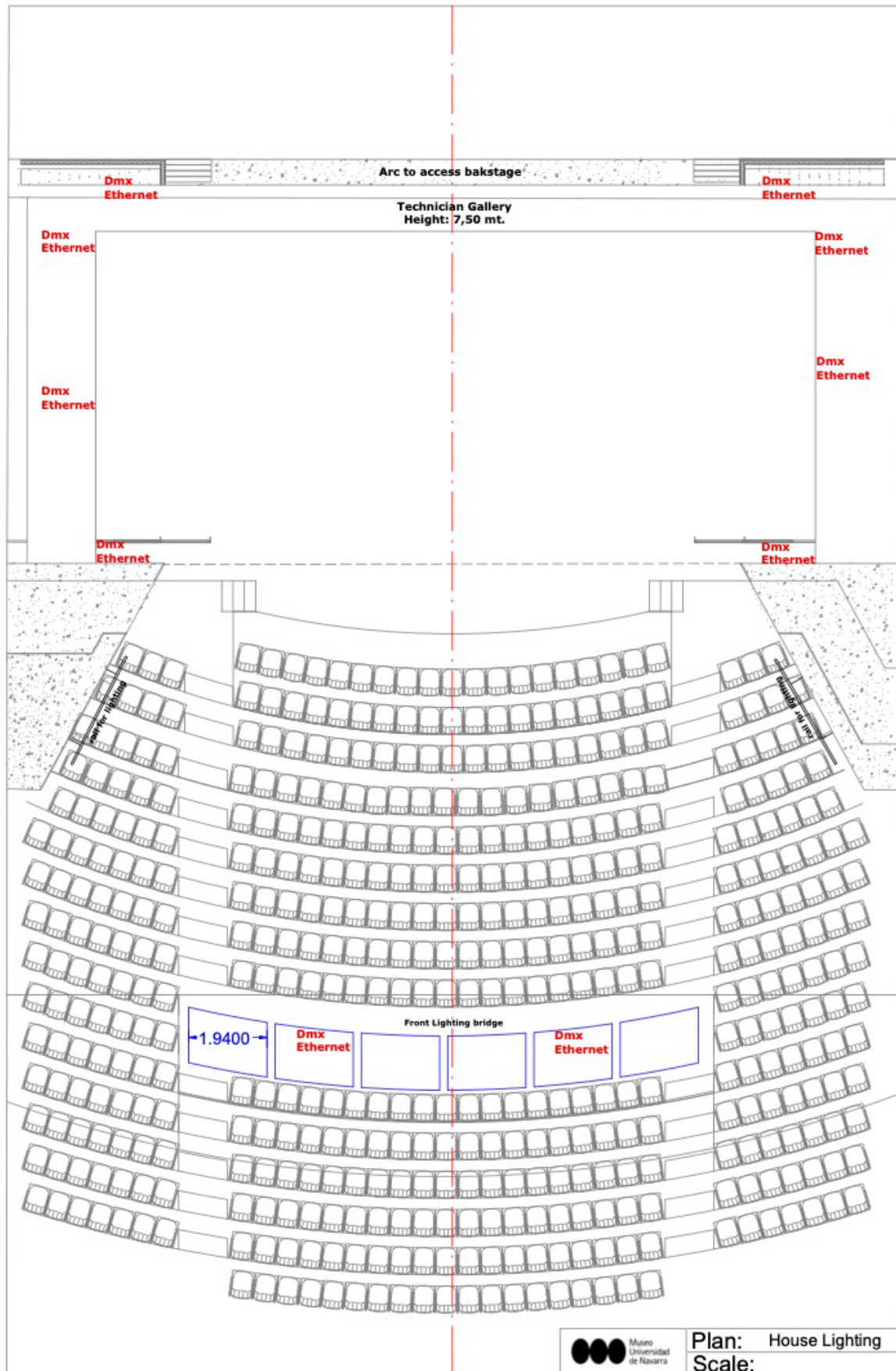








Museo Universidad de Navarra **Plan: Stage Opening**
Scale:



LOCATION MAP THEATRE MUN

